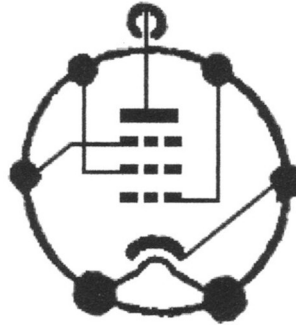




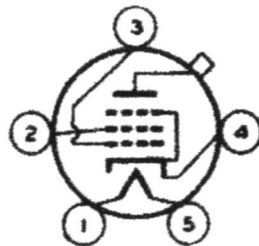
Gegevens van deze 6TP Fivre:

- Metalen huls UX6, topaansluiting
- Op glas: 6TP, Fivre, Italia, C.M.T en belastingzegel
- Schijnt in jukeboxen te worden gebruikt.
- Gloeidraad goed



Gloeidraad 6,3 Volt, 0.9 Amp.

Er wordt in Morg opgegeven dat het equivalent een 807 is.
De 807 heeft echter een 5 pins UY voet.



Voet 807 = 5 pins UY.

Fivre 1932-1992

Fabbrica Italiana Valvole Radio Elettrici, Milano.



Gegevens van het type 76 hierboven:

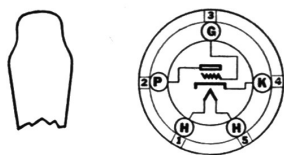
- Bakelieten UX5 voet
- Op glas: 76, Fivre en zegel Ital. Ministerie van financiën
- Gloeidraad goed

Gegevens van het type 56 hiernaast:

- Bakelieten UX5 voet, globe rood-bruin/paars
- Onderzijde voet: Fivre, licenza RCA, Stanpad, Da, teken
- Gloeidraad goed

Voor data van de 56 en 76, zie volgende blad.

Sylvania
TYPE 56
DETECTOR
AMPLIFIER



CHARACTERISTICS

Heater Voltage AC or DC	2.5 Volts
Heater Current	1.0 Ampere

Direct Interelectrode Capacitances:

Grid to Plate	3.2 μf
Input	3.2 μf
Output	2.2 μf
Maximum Over-all Length	4 1/4"
Maximum Diameter	1 1/8"
Bulb	ST-12
Base—Small 5-Pin	5-A

Operating Conditions and Characteristics:

Heater Voltage	2.5	2.5 Volts
Plate Voltage	100	250 Volts
Grid Voltage	-5	-13.5 Volts
Plate Current	2.5	5 Ma.
Plate Resistance	12000	9500 Ohms
Mutual Conductance	1150	1450 μmhos
Amplification Factor	13.8	13.8

BIASED DETECTOR

Heater Voltage	2.5	2.5 Volts
Plate Voltage	100	250 Volts Max.
Grid Voltage	-8	-20 Volts Approx.
Plate Current	Adjust to 0.2 ma. with no a-c input signal	

GRID LEAK DETECTOR

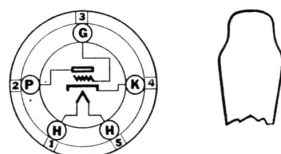
Heater Voltage	2.5 Volts
Plate Voltage	45 Volts
Grid Leak	1 to 5 Megohms
Grid Condenser	0.00025 μf

CIRCUIT APPLICATION

Sylvania 56 is a general purpose tube designed for use as an amplifier or detector. It is a heater type tube with a heater current rating of 1.0 ampere at 2.5 volts. In characteristics the tube is almost identical with Sylvania Type 76 except for heater rating.

For detailed circuit application refer to the discussion given on Type 76.

Sylvania
TYPE 76
SUPER TRIODE
AMPLIFIER
DETECTOR



CHARACTERISTICS

Heater Voltage AC or DC	6.3 Volts
Heater Current	0.3 Ampere

Direct Interelectrode Capacitances:

Grid to Plate	2.8 μf
Input	3.5 μf
Output	2.5 μf
Maximum Over-all Length	4 1/4"
Maximum Diameter	1 1/8"
Bulb	ST-12
Base—Medium 5-Pin	5-A

Operating Conditions and Characteristics:

CLASS A AMPLIFIER

Heater Voltage	6.3	6.3 Volts
Plate Voltage	100	250 Volts
Grid Voltage	-5	-13.5 Volts
Plate Current	2.5	5 Ma.
Plate Resistance	12000	9500 Ohms
Mutual Conductance	1150	1450 μmhos
Amplification Factor	13.8	13.8

BIASED DETECTOR

Heater Voltage	6.3	6.3 Volts
Plate Voltage	100	250 Volts Max.
Grid Voltage	-8	-20 Volts Approx.
Plate Current	Adjust to 0.2 ma. with no a-c input signal.	

GRID LEAK DETECTOR

Heater Voltage	6.3 Volts
Plate Voltage	45 Volts
Grid Leak	1 to 5 Megohms
Grid Condenser	0.00025 μf

CIRCUIT APPLICATION

Sylvania Type 76 is a general purpose tube designed as a companion tube to the 77 and 78. In spite of the decreased heater current rating the characteristics and performance obtained from this tube are superior to Type 27. The 76 may be used to advantage in resistance coupled amplifiers because of the increased amplification factor. It is applicable either in r-f or a-f circuits.

The recommended operating conditions for service using transformer coupling are given under CHARACTERISTICS. For circuits utilizing resistance coupling, typical operating conditions are as follows:

Plate Supply Voltage	250 Volts
Grid Voltage	-9 Volts Approx.
Plate Load	50,000 to 100,000 Ohms
Plate Current	1 to 2 Ma.

A grid coupling resistor in excess of 1.0 megohm should not be used.

This tube is also useful as the driver of a Class B power amplifier. Suggested operating conditions for this service are:

Plate Voltage	250 Volts
Grid Voltage	-13.5 Volts
Plate Load	Approximately 4 times the plate resistance of the tube.

As a detector, Type 76 may be used as a biased detector or a grid leak detector. In general, grid leak detection is the more sensitive, but grid bias detection permits the handling of greater volume with high quality. For biased detector service, the grid bias may be conveniently obtained from the voltage drop in a resistor between cathode and ground. The value is not critical, 100,000 to 150,000 ohms being suitable. The higher value will permit the application of a larger input signal.

The 76 may also be employed as a two electrode detector, for which it is preferable to connect the plate to the cathode for the one electrode and utilize the grid for the other. A-C input voltages as high as 40 volts r-m-s may be applied between grid and cathode.

As an oscillator, Type 76 may be operated with a plate voltage of 90 volts and zero grid bias. In some applications a lower value of plate voltage may be found desirable.